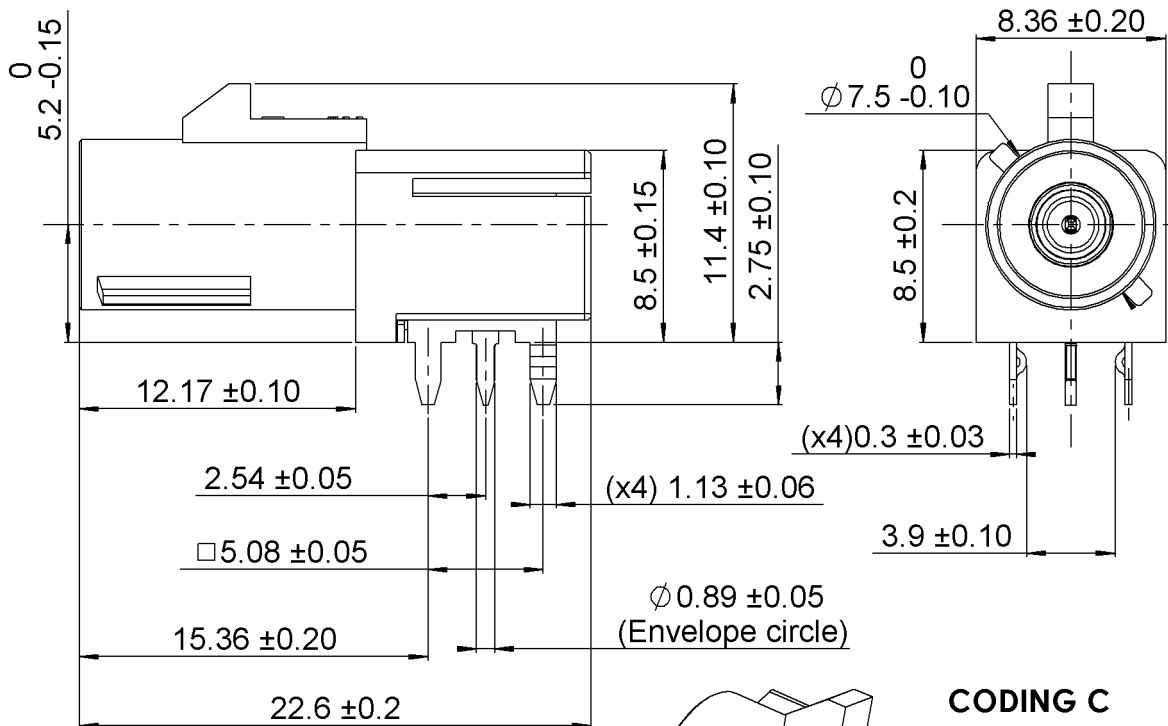


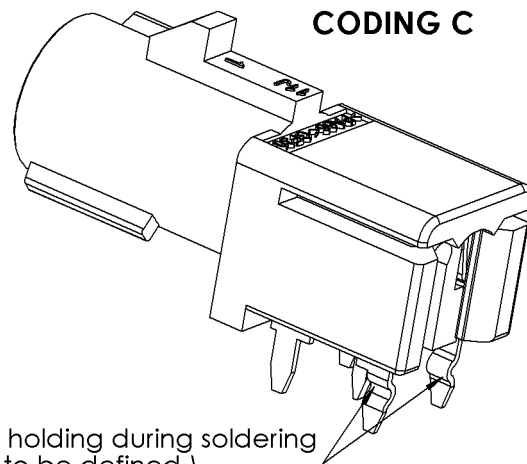
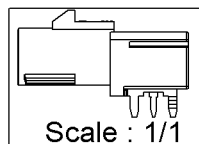
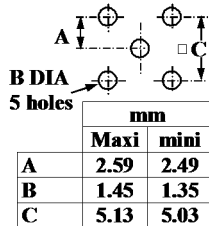
R/A MALE RECEPTACLE FOR PCB
PICOT A SOUDER - COND. PLAT. PAR 225

R197.166.C14

Series : **SMB**
CARLOCK



PANEL CUT OUT



Retention system for holding during soldering
 (max insertion force to be defined)

All dimensions are in mm.

COMPONENTS	MATERIALS	PLATING	(µm)
BODY	BRASS HR (BL9)	TIN 3 OVER NICKEL 2	
CENTER CONTACT	BRASS HR (BL9)	SELECTIVE GOLD+ SELECTIVE TIN	
OUTER CONTACT	-	-	
INSULATOR	PA 6.6 30% GF (Polyamide)	-	
GASKET	-	-	
OTHERS PARTS	-	-	
-	-	-	
-	-	-	
HOUSING	PA66 or PA46 30% GF (Polyamide)	UL CLASSIFICATION	COLOR
		UL 94HB	WHITE RAL 9001

* According to FAKRA specification

Issue : 1536 A

In the effort to improve our products, we reserve the right to make changes judged to be necessary.



R/A MALE RECEPTACLE FOR PCB
PICOT A SOUDER - COND. PLAT. PAR 225

R197.166.C14

Series : **SMB**
CARLOCK

PACKAGING

Standard	Unit	Other
225	-	Contact us

SPECIFICATION

ELECTRICAL CHARACTERISTICS

Impedance	50	Ω
Frequency	0-3	GHz
VSWR	1.42* + 0,0000	x F(GHz) Maxi
Insertion loss	NA	$\sqrt{F(GHz)}$ dB Maxi
RF leakage	- (NA)	- F(GHz)) dB Maxi
Voltage rating	335	Veff Maxi
Dielectric withstanding voltage	1000	Veff mini
Insulation resistance	1000	M Ω mini

ENVIRONMENTAL

Operating temperature	-40/+90	$^{\circ}$ C
Hermetic seal	NA	Atm.cm3/s
Panel leakage	NA	

OTHER CHARACTERISTICS

Assembly instruction

Others :

*Coax Transmission Line Only

Connector to be handplaced on PCB

MECHANICAL CHARACTERISTICS

Center contact retention		
Axial force – Mating end	10	N mini
Axial force – Opposite end	10	N mini
Torque	NA	N.cm mini
Recommended torque		
Mating	NA	N.cm
Panel nut	NA	N.cm
Mating life	100	Cycles mini
Weight	1,8400	g
PCB insertion force :	Maximum insertion force TBD	

Issue : 1536 A

In the effort to improve our products, we reserve the right to make changes judged to be necessary.

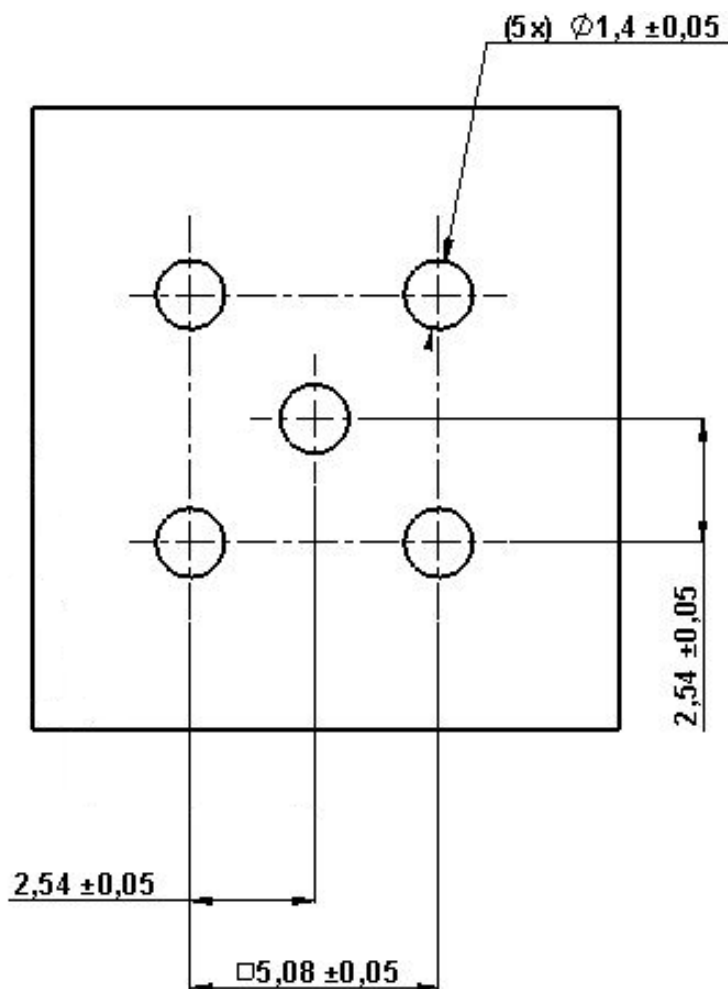


R/A MALE RECEPTACLE FOR PCB
PICOT A SOUDER - COND. PLAT. PAR 225

R197.166.C14

Series : **SMB**
CARLOCK

PCB CUT OUT




Issue : 1536 A

In the effort to improve our products, we reserve the right to make changes judged to be necessary.

R/A MALE RECEPTACLE FOR PCB**PICOT A SOUDER - COND. PLAT. PAR 225****R197.166.C14**Series : **SMB**
CARLOCK

PACKAGING

⇒ TRAY:

*Hot formed tray*External dimensions : **390 x 300 x 17 mm**Material : **Electrostatic black Polyester (PS)**Number of connectors per tray: **225**

⇒ CARTON BOX:

RADIALL standard carton box : **20L**Inside dimensions : **390 x 300 x 200 mm**Number of trays per carton box : **15 (14 + 1 empty on the top for the protection)**Number of connectors per carton box : **3150**Minimum Order Quantity of connectors
needs to be multiple by : **3150**